


# PANO 3.25"

## WOODWORKS®

GRILLE TEGULAR 3/16" & 15/16" INTEGRATION



### CERTIFICATIONS & COMPLIANCE



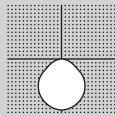
### FEATURES

**5 YEAR**  
limited  
led warranty



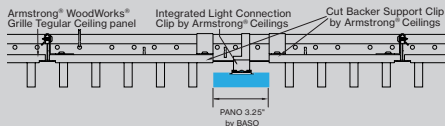
### PERFORMANCE

- Coordinates with WoodWorks® Grille Tegular & integration ceiling panel
- Up to 122lm/W
- High performance opal cover
- Remote mountable LED driver
- Damp rated



### WoodWorks® Grille Tegular Ceiling Integration

Grille Tegular Panel



### REMOTE MOUNTING

Quick and easy electrical connection



### Catalog Number Example

PANO3-WT9-BL-PS-OP-27K-C80-UNV-010V-0450LF-ST-02FT

A B C D E F G H I J L M

#### A RANGE

PANO 3.25" PANO 3

#### H VOLTAGE

120V / 277V UNV

#### B CEILING TYPE

WoodWorks® Grille WT 9  
Tegular 3/16"  
WoodWorks® Grille WT 5  
Tegular 15/16"

please contact your Armstrong® ceilings rep for the Integrated Light Connection Clip for the specified ceiling type

#### I DIMMING

0-10V 1% 0 1 0 V  
Lutron EcoSystem LES 1  
Quantum, Vive, GRAFIK Eye, HomeWorks  
Power over ethernet POEC  
consult customer service for compatibility  
Custom dimming X X X X  
consult customer service for compatibility

#### C COLOR

White WH  
Black BL

#### J OUTPUT LM/FT

450lm/ft 100% ↓ 0 4 5 0 L F  
675lm/ft 100% ↓ 0 6 7 5 L F  
875lm/ft 100% ↓ 0 8 7 5 L F

#### D POWER FEED LENGTH

4' standard integrated P S  
10' medium remote option P M  
30' long remote option P L

power feed distance denotes secondary wiring from detachable driver box to fixture; driver box comes with a 6 ft conduit for primary wiring

#### K CIRCUIT / EM

Single circuit \*  
\* leave blank  
EMB EM battery pack EMB  
emergency battery pack only for 120/ 277V option (90 minute emergency operation)

#### E LENS

HP opal cover O P

#### L SHAPE / PATTERN

Linear / straight S T

#### F CCT

2700K 2 7 K  
3000K 3 0 K  
3500K 3 5 K  
4000K 4 0 K  
Custom CCT X X K

#### M DIMENSIONS IN FT

2' fixture 0 2 F T  
4' fixture 0 4 F T

fixture replaces full length of ceiling panel slats; please see table on next page and fixture length dimensions

#### G CRI

CRI > 80 C 8 0  
CRI > 90 C 9 0

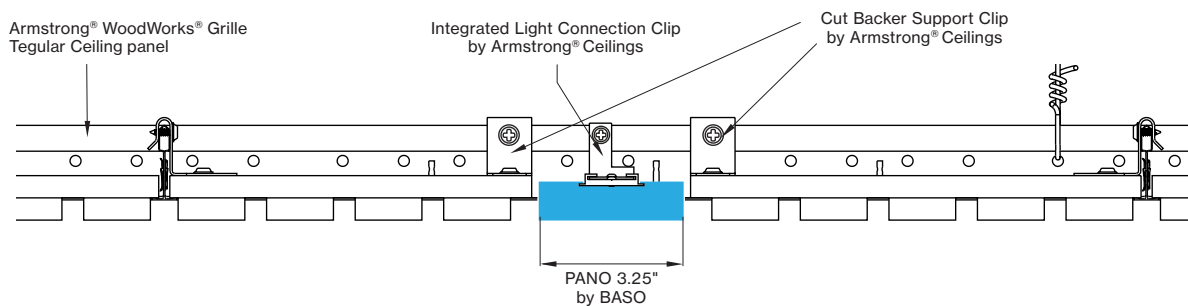
**Technical data**

	SIZE TYPE	LED COLOR TEMPERATURE	INPUT WATTS	DELIVERED LM TOTAL	LIGHT DISTRIBUTION	DELIVERED LUMEN DIRECT	OPTICAL EFFICIENCY	LUMINAIRE EFFICACY
<b>PANO 3.25"</b>								
e LED	2' opal	40 K	8 W	900 lm	100 % down	900 lm	73 %	116 lm/W
	4' opal		15.9 W	1800 lm		1800 lm		116 lm/W
e <sup>2</sup> LED	2' opal	40 K	12.3 W	1350 lm	100 % down	1350 lm	73 %	111 lm/W
	4' opal		24.6 W	2700 lm		2700 lm		111 lm/W
e <sup>2+</sup> LED	2' opal	40 K	16.4 W	1750 lm	100 % down	1750 lm	73 %	108 lm/W
	4' opal		32.7 W	3500 lm		3500 lm		108 lm/W

for 27 K, 30 K or 35 K multiply lm value by 0.96

**WoodWorks® Grille Tegular Ceiling Integration**

(for more ceiling options, please see CEILING OPTIONS pages)



**Available lengths for ceiling types**

CEILING TYPE	2 FT	4 FT	6 FT	8 FT
WoodWorks® Grille Tegular 9/16	23.375"	47.375"	n/a	n/a
WoodWorks® Grille Tegular 15/16	23"	47"	n/a	n/a
WoodWorks® Grille Classic	23"	47"	71"	95"
WoodWorks® Grille Forte	*23"	47"	71"	95"
WoodWorks® Linear Solid Wood panels	*23"	*47"	*71"	95"
WoodWorks® Linear Veneered panels	*23"	*47"	*71"	95.25"

\*Woodworks ceilings are not available in this length. Wood panels need to be cut in the field to fit this length.

**INTEGRATED LIGHT CONNECTION CLIP**

Armstrong® Ceilings Integrated Light Connection Clip

visit [armstrongceilings.com/linearlighting](http://armstrongceilings.com/linearlighting)

please contact your Armstrong Ceilings rep

**WoodWorks® ceiling systems**

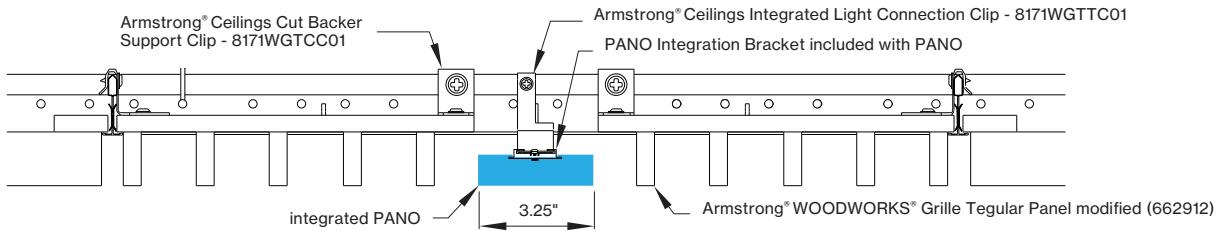
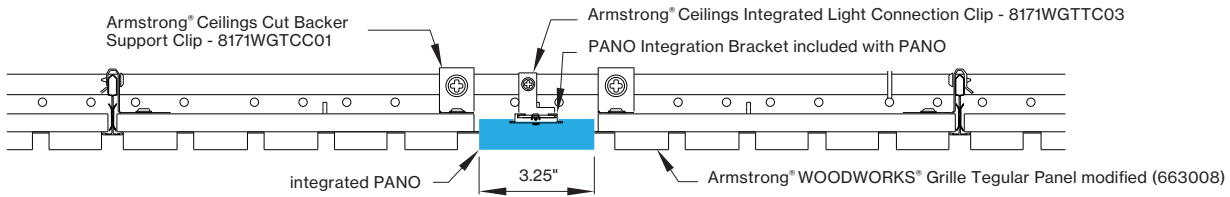
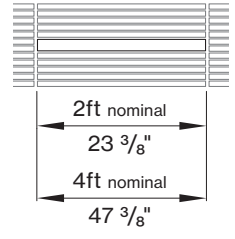
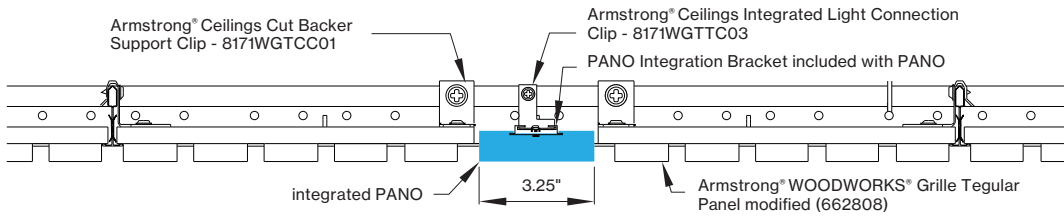
BASO PANO is only approved for Armstrong® WoodWorks Grille Tegular 9/16, WoodWorks Grille Tegular 15/16, WoodWorks Grille, WoodWorks Linear Solid Wood panels and WoodWorks Linear Veneered panels ceiling systems. Refer to [armstrongceilings.com](http://armstrongceilings.com) for installation instructions related to the ceiling products.

DIMENSIONS

**PANO 3.25"**

**WT9 - ARMSTRONG® WOODWORKS® GRILLE TEGULAR 9/16 PANELS**

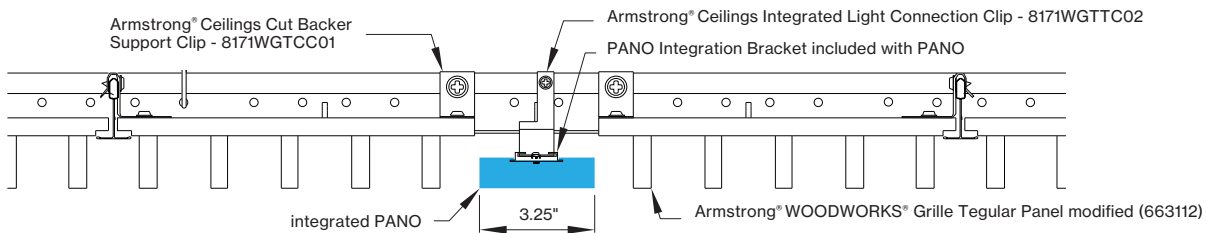
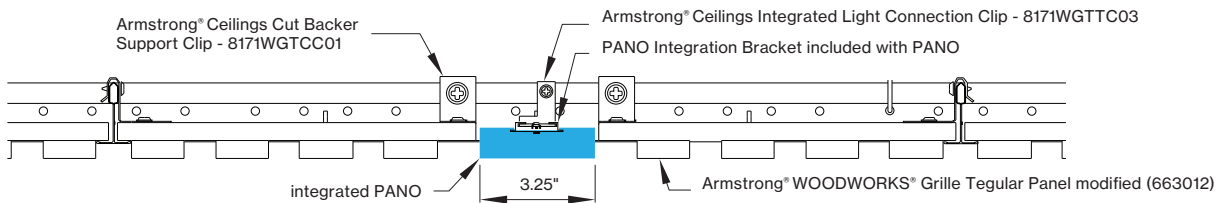
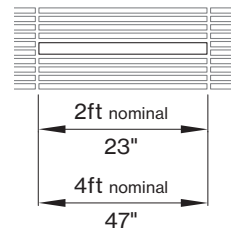
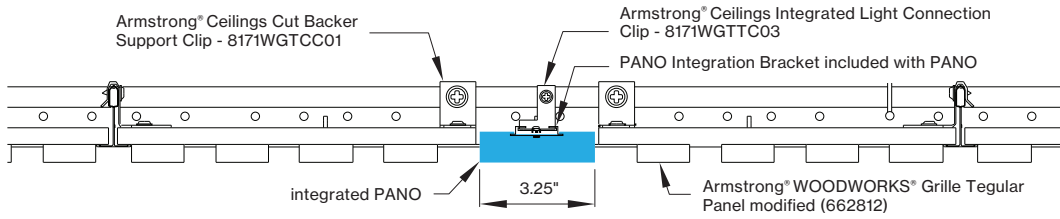
WT9 view from below



**PANO 3.25"**

**WT5 - ARMSTRONG® WOODWORKS® GRILLE TEGULAR 15/16 PANELS**

WT5 view from below



**PANO mounting instructions**

Get access to the PANO mounting instructions faster by scanning the QR code.

<https://www.basolighting.com/resources/mounting-instructions/pano>

